



*

TABLE 2: FUNDING PERIOD 2 2007-08

SECTION 52 EDUCATION BUDGET STATEMENT

Year	2007-08	Local Authority Name	Isles Of Scilly	LEA No.
Contact	Dave Richards	TEL.	01392 383146	Version No.

Nursery / Primary / Secondary schools		(3) <u>Total age-weighted funding</u>	(4) <u>Total Additional Pupil Led Funding</u>	(5) <u>Total LSC Funding</u>	(6) <u>Total Special Educational Needs (pupil led)</u>
(1) <u>School name</u>	(2) <u>DfES number</u>	£	£	£	£

Nursery Schools

Pupil-Led			0	0		0
-----------	--	--	---	---	--	---

(26) Total/average Nursery Schools

0	0		0
---	---	--	---

Primary Schools

			0	0		0
--	--	--	---	---	--	---

Middle Deemed Primary Schools

The Five Islands School	3005	1,136,470	74,303		44,234
-------------------------	------	-----------	--------	--	--------

(27) Total/average Primary Schools

1,136,470	74,303		44,234
-----------	--------	--	--------

Secondary Schools

			0	0	0	0
--	--	--	---	---	---	---

Middle Deemed Secondary Schools

			0	0	0	0
--	--	--	---	---	---	---

(28) Total/average Secondary Schools

0	0	0	0
---	---	---	---

Special schools		(3a) <u>Total place-led funding</u>	(4a) <u>Total Pupil-led Funding</u>
-----------------	--	--	--

(1) <u>School name</u>	(2) <u>DfES number</u>	£	£
------------------------	------------------------	---	---

		0	0
--	--	---	---

(29) Total/average Special Schools	0	0
------------------------------------	---	---

(30) Total All Schools	1,136,470	74,303	0	44,234
-------------------------------	-----------	--------	---	--------

Memorandum items

(31) Academy Funding for SEN pupils that would normally be delegated	0
--	---

(32) Academy Other Standards Fund

(33) Academy School Development Grant

(34) Unallocated School Development Grant

(35) Unallocated Other Standards Fund

(36) Unallocated Targeted School Meals Grant

(37) Unallocated Threshold and Performance Pay

(38) Total Targeted School Meals Grant

(39) Total ISB

(40) Total Other Standards Fund

(41) Total School Development Grant

(42) Total Threshold and Performance Pay

TABLE 2 Notes

Note that the information you provide in this section will be taken into account when retur




Table 2 - School level information

420	Email Address	Dave.richards@devon.gov.uk
1	Completion Date	31 March 2007

(7) Social Deprivation	(8) Total Special non- stated (non- pupil-led) Educational Needs	(9) Total Site- specific factors	(10) Total School- specific factors	(11) Total budget adjustments	(12) Minimum funding guarantee	(13) TOTAL BUDGET S	(13a) January 2007 Pupil Count (FTE registered pupils)
£	£	£	£	£	£	£	

		0	0	0		0	0
--	--	---	---	---	--	---	---

0	0	0	0	0	0	0	0
---	---	---	---	---	---	---	---

		0	0	0		0	0
--	--	---	---	---	--	---	---

1	0	6,910	679,663	0	0	1,941,581	252
---	---	-------	---------	---	---	-----------	-----

1	0	6,910	679,663	0	0	1,941,581	252
---	---	-------	---------	---	---	-----------	-----

		0	0	0		0	0
--	--	---	---	---	--	---	---

		0	0	0		0	0
--	--	---	---	---	--	---	---

0	0	0	0	0	0	0	0
---	---	---	---	---	---	---	---

(7) Social Deprivation	(9) Total Site- specific factors	(10) Total School- specific factors	(11) Total budget adjustments	(12) Minimum funding guarantee	(13) TOTAL BUDGET S
------------------------------	--	--	-------------------------------------	---	---------------------

£		£	£	£	£	£	(13a) January 2006 Pupil Count (FTE registered pupils)
		0	0	0		0	0
0		0	0	0	0	0	0
1	0	6,910	679,663	0	0	1,941,581	252

1,941,581

ned to DfES.



:HARE	MFG VARIATION APPLIED?	Grants				
		(15) SCHOOL STANDARDS GRANT	(16) SCHOOL STANDARDS GRANT (PERSONALISATION)	(17a) SCHOOL DEVELOPMENT GRANT	(17b) OTHER STANDARDS FUND ALLOCATION	(18) DEVOLVED SCHOOL MEALS GRANT
(14) £ per pupil		£	£	£	£	£

0	No Variation Applied					
---	----------------------	--	--	--	--	--

0		0	0	0	0	0
---	--	---	---	---	---	---

0	No Variation Applied					
---	----------------------	--	--	--	--	--

7,705	No Variation Applied	0	0	0	71,971	0
-------	----------------------	---	---	---	--------	---

7,705		0	0	0	71,971	0
-------	--	---	---	---	--------	---

0	No Variation Applied					
---	----------------------	--	--	--	--	--

0	No Variation Applied					
---	----------------------	--	--	--	--	--

0		0	0	0	0	0
---	--	---	---	---	---	---

:HARE	Grants				
	(15) SCHOOL STANDARDS GRANT	(16) SCHOOL STANDARDS GRANT (PERSONALISATION)	(17a) SCHOOL DEVELOPMENT GRANT	(17b) OTHER STANDARDS FUND ALLOCATION	(18) DEVOLVED SCHOOL MEALS GRANT

(14)
£ per pupil

0

0

7,705

£	£	£	£	£
---	---	---	---	---

--	--	--	--	--

0	0	0	0	0
---	---	---	---	---

0	0	0	71,971	0
---	---	---	--------	---

71,971

0

Memorandum Items						
		Other				
(19) TARGETED SCHOOL MEALS GRANT	(20) THRESHOLD AND PERFORMANCE PAY	(21) SUPPORT FOR SCHOOLS IN FINANCIAL DIFFICULTY	(22) NOTIONAL SEN BUDGET	(23) LSC Pupils (Jan 2007)	(24) SCHOOL OPENING / CLOSING	(25) DATE OPENING / CLOSING
£	£	£	£	£	C O R O	dd mmm yy

--	--	--	--	--	--	--

0	0	0	0			
---	---	---	---	--	--	--

--	--	--	--	--	--	--

0	0	0	104,700			
---	---	---	---------	--	--	--

0	0	0	104,700			
---	---	---	---------	--	--	--

--	--	--	--	--	--	--

--	--	--	--	--	--	--

0	0	0	0	0		
---	---	---	---	---	--	--

Memorandum Items						
		Other				
(19) TARGETED SCHOOL MEALS GRANT	(20) THRESHOLD AND PERFORMANCE PAY	(21) SUPPORT FOR SCHOOLS IN FINANCIAL DIFFICULTY			(24) SCHOOL OPENING / CLOSING	(25) DATE OPENING / CLOSING

£	£	£
---	---	---

C O R O	dd mm yy
---------	----------

--	--	--

--	--

0	0	0
---	---	---

0	0	0	104,700	0
---	---	---	---------	---

--

--

0

0

SECTION 52 EDUCATION BUDGET STATEMENT

Year	2007-08	Local Authority Name
Contact		TEL.

2006-07 Budget Share per pupil	Validation range	
	lower limit	upper limit

Nursery / Primary /

(1) School name

	-10%	25%
--	------	-----



Nursery Schools

(26) Total/average N

	-10%	25%
--	------	-----

Primary Schools



7,807	-10%	25%
-------	------	-----

(27) Total/average P

Secondary Schools

	-10%	25%
--	------	-----



Middle Deemed Sec

	-10%	25%
--	------	-----



(28) Total/average S

Special

(1) School name

	-10%	25%
--	------	-----



(29) Total/average S

(30) Total All Schoc

Memorandum items:

(31) Academy Fundi
that would normally t

(32) Academy Other

(33) Academy Schoc
Grant

(34) Unallocated Sch
Grant

(35) Unallocated Oth

(36) Unallocated Tar
Grant

(37) Unallocated Thr
Performance Pay

(38) Total Targeted S


(39) Total ISB


(40) Total Other Star

(41) Total School De

(42) Total Threshold
Pay

TABLE 2 Comment:
Note that the inform





		LEA No.		Email Address
		Version No.		Completion Date

	(3) Total age-weighted funding	(4) Total Additional Pupil Led Funding	(5) Total LSC Funding	(6) Total Special Educational Needs (pupil led)	(7) Social Deprivation	(8) Total Special non- statemented (non pupil- led) Educational Needs
Secondary schools						
(2) DfES number	£	£	£	£	£	£

--	--	--	--	--	--	--

nursery Schools	0	0		0	0	0
-----------------	---	---	--	---	---	---

--	--	--	--	--	--	--

--	--	--	--	--	--	--

Primary Schools	1,136,470	74,303		44,234	1	0
-----------------	-----------	--------	--	--------	---	---

--	--	--	--	--	--	--

Secondary Schools						
-------------------	--	--	--	--	--	--

Secondary Schools	0	0	0	0	0	0
-------------------	---	---	---	---	---	---

schools						
---------	--	--	--	--	--	--

(2) DfES number	(3a) Total place- led funding	(4a) Total Pupil-led Funding	(7) Social Deprivation
Special Schools	0	0	0

ols

s

ng for SEN pupils
be delegated

Standards Fund

l Development

ool Development

er Standards Fund

geted School Meals

reshold and

School Meals Grant

ardards Fund

velopment Grant

and Performance

s
nation you provide in this section will be taken into account when returned to DfES.

Table 2 - School level information

(9) Total Site-specific factors £	(10) Total School-specific factors £	(11) Total budget adjustments £	(12) Minimum funding guarantee £	(13) TOTAL BUDGET SHARE		MFG VARIATION APPLIED?
				£	(13a) January 2007 Pupil Count (FTE registered pupils)	

--	--	--	--	--	--	--	--

0	0	0	0	0	0
---	---	---	---	---	---

--	--	--	--	--	--	--	--

--	--	--	--	--	--	--	--

6,910	679,663	0	0	1,941,581	252
-------	---------	---	---	-----------	-----


--	--	--	--	--	--	--	--

--	--	--	--	--	--	--	--

0	0	0	0	0	0
---	---	---	---	---	---

				(13) TOTAL BUDGET SHARE			

(9) Total Site-specific factors	(10) Total School-specific factors	(11) Total budget adjustments	(12) Minimum funding guarantee	£	(13a) January 2006 Pupil Count (FTE registered pupils)	(14) £ per pupil
0	0	0	0	0	0	0





Memorandum Items						
Grants						
(15) SCHOOL STANDARDS GRANT	(16) SCHOOL STANDARDS GRANT (PERSONALISATION)	(17a) SCHOOL DEVELOPMENT GRANT	(17b) OTHER STANDARDS FUND ALLOCATION	(18) DEVOLVED SCHOOL MEALS GRANT	(19) TARGETED SCHOOL MEALS GRANT	(20) THRESHOLD AND PERFORMANCE PAY
£	£	£	£	£	£	£

--	--	--	--	--	--	--

--	--	--	--	--	--	--

--	--	--	--	--	--	--

--	--	--	--	--	--	--

--	--	--	--	--	--	--

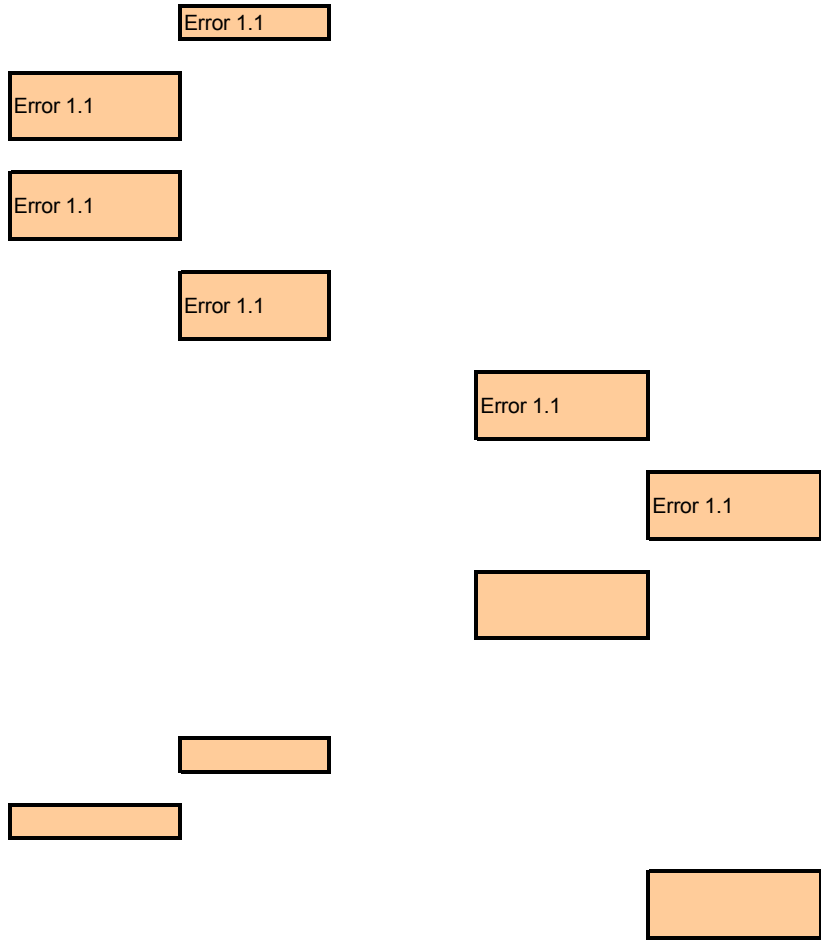
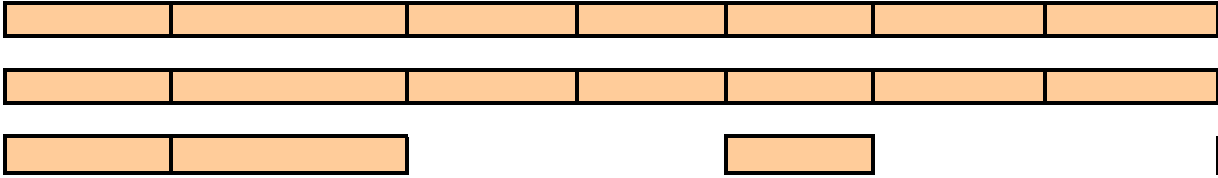
--	--	--	--	--	--	--

--	--	--	--	--	--	--

--	--	--	--	--	--	--

Memorandum Items						
Grants						
(15) SCHOOL STANDARDS GRANT	(16) SCHOOL STANDARDS GRANT (PERSONALISATION)	(17a) SCHOOL DEVELOPMENT GRANT	(17b) OTHER STANDARDS FUND ALLOCATION	(18) DEVOLVED SCHOOL MEALS GRANT	(19) TARGETED SCHOOL MEALS GRANT	(20) THRESHOLD AND PERFORMANCE PAY

£	£	£	£	£	£	£
---	---	---	---	---	---	---



Other				
(21) SUPPORT FOR SCHOOLS IN FINANCIAL DIFFICULTY	(22) NOTIONAL SEN BUDGET	(23) LSC Pupils (Jan 2007)	(24) SCHOOL OPENING / CLOSING	(25) DATE OPENING / CLOSING
£	£	£	C O R O	dd mmm yy

--	--	--	--	--

--

--	--	--	--	--

--	--	--	--	--

--

--	--	--	--	--

--	--	--	--	--

--

Other				
(21) SUPPORT FOR SCHOOLS IN FINANCIAL DIFFICULTY			(24) SCHOOL OPENING / CLOSING	(25) DATE OPENING / CLOSING

£

--

--


--

C O R O	dd mm yy
---------	----------

--	--

TABLE 2 WORKING AREA
This area is provided for your own





use. The information you provide in this section will not be taken into account when returned to the DfE

s.

