



Planning & Sustainable Development Service

Email: [planning@scilly.gov.uk](mailto:planning@scilly.gov.uk)

**Your Ref:** P/20/039/HH

**My Ref:** IOS14455/GH/JS

**Date:** 16 July 2020

Dear Sir/Madam

**PLANNING APPLICATION NO: P/20/039/HH TREVEAN, HUGH STREET, ISLES OF SCILLY**

Further to your letter dated the 16 June 2020 regarding the above planning application, this Authority makes the following observations:

**ACCESS FOR FIRE APPLIANCES**

Access for fire appliances within the site will be considered satisfactory providing it complies with Part B5 of Approved Document B, Vehicle Access.

**WATER SUPPLIES**

Adequate water supplies for Firefighting purposes will be achieved by:

- Compliance with Part B5 of Approved Document B, Fire Mains and Hydrants.

Cornwall Fire, Rescue and Community Safety Service  
St. Austell Community Fire Station, Carlyon Road, St. Austell, Cornwall PL25 4LD  
Tel: 0800 3581 999    [www.cornwall.gov.uk/fire](http://www.cornwall.gov.uk/fire)

Working together to make Cornwall safer

 @CornwallFRS  /CornwallFRS





## Residential Sprinklers

Cornwall Fire and Rescue Service support the provision of domestic sprinklers into all new residential developments. These should be installed to BS9251 and will reduce the risk to life and significantly reduce the degree of damage caused by fire. This consideration if implemented will enhance the safety of the occupants and any attending firefighters whilst providing property protection and maintaining the buildings continuity.

**Important:** We strongly recommend the installation of 32mm pipe (communication pipe) between the water main and all domestic premises to allow for the provision of fire sprinkler system to be installed in the future.

Should you require any further assistance please do not hesitate to contact this department.

Yours faithfully



Enc: W102

W102

**Cornwall Fire & Rescue Service****Water Supplies for Firefighting & Access for Fire Appliances****1.0 ACCESS FOR FIRE APPLIANCES*****Pedestrian Priority***

Pedestrian schemes must take into account the need for permanent and unobstructed access for firefighting appliances. The siting of ornamental structures such as flower beds, must take account, not only of the access requirements of fire appliances, but the need to be able to site them in strategic positions; in particular, account must be taken of the working space requirements of aerial appliances. Consultation must take place with the Fire Authority during the earliest planning stages of any development to ensure adequate access for fire appliances, their siting and use.

**Access and Facilities for the Fire Service**

If the application involves the construction of a building you will be required to provide reasonable facilities for the Fire Service. In most circumstances this will mean providing vehicular access for fire appliances.

It is important to remember that failure to do so may prevent the applicant from obtaining a completion certificate under the Building Regulations but more importantly, the lives of the occupiers will be put at risk.

<b>Appliance type</b>	<b>Pump</b>	<b>High Reach</b>
Minimum width of road between kerbs(m)	3.7	3.7
Minimum width of gateways(m)	3.1	3.1
Minimum turning circle between kerbs (m)	16.8	26.0
Minimum turning circle between walls (m)	19.2	29.0
Minimum clearance height(m)	3.7	4.0

Minimum carrying capacity (tonnes)	12.5	17.0
------------------------------------	------	------

### **Design of access routes and hard standings**

A vehicle access route may be a road or other route which, including any manhole covers and the like, meets the standards in Tables 1 and 2 (page 3).

Where access is provided to an elevation for high reach appliances in accordance with Table 1, overhead obstructions such as cables and branches that would interfere with the use of ladders etc. should be avoided.

### **Domestic Dwelling Houses**

There should be vehicle access for a pumping appliance to within 45m of all points within the dwelling house. Every elevation to which vehicle access is provided should have a suitable door, not less than 750mm wide, giving access to the interior of the building.

### **Flats or Maisonettes**

There should be vehicle access for a pumping appliance to blocks of flats or maisonettes to within 45m of all points within each dwelling.

### **Other Buildings**

The access requirements for other buildings will depend upon the total floor area and the height. Further detailed guidance can be found in Table 19 of the Building Regulations Approved Document B Volume 2 (2006 edition (amended 2007)) B5.

## **2. HYDRANT INSTALLATIONS**

Underground fire hydrants, surface box frames, covers, and indicator plates must comply with the specifications set out in British Standards BS750: 2012 and BS3251: 1976 (*see Fig 2 overleaf*) respectively and be installed in accordance with BS5306: Part 1: 2006 (*see Fig 1 overleaf*).

Additional requirements are:

- 2.1 *Hydrants should be sited in pavements wherever possible.*
- 2.2 *The screwed outlet of the hydrant shall be made of METAL in accordance with the laid down British Standards.*

- 2.3 *Indicator plates shall be fixed in accordance with Appendix 'A' of BS3251: 1976 to a purpose made concrete post which should be conspicuously sited facing and as close to the hydrant as practicable. These indicator posts shall have an all over durable finish conforming to colour reference no.309 (canary yellow) in BS381C. In exceptional circumstances where it is not possible to site an indicator post, then the indicator plate should be fixed in accordance with Appendix 'A' of BS3251: 1976 to a nearby wall at a height of not more than 1.2 metres or less than 0.6 metres from ground level.*

### 3. MAIN SIZES: FLOWS: SPACING

#### **Housing**

Minimum main size 100mm and spacing of hydrants not more than 180/210 metres apart.

Minimum of 8 l/sec (480 l/min) for detached or semidetached of not more than two floors up. Up to 35 l/sec (2100 l/min) for units of more than two floors, from any single hydrant on the development.

#### **Transportation**

Minimum of 25 l/sec (1500 l/min) for lorry/coach parks, multi-storey car parks and service stations from any hydrant on the development or within a vehicular distance of 90 metres from the complex.

#### **Industry (industrial estates)**

It is recommended that the water supply infrastructure should provide as follows with the mains network on site normally being at least 150mm nominal diameter and spacing not more than 60/90 metres apart:

Up to one hectare minimum of 20 l/sec (1200 l/min)

One to two hectares minimum of 35 l/sec (2100 l/min)

Two to three hectares minimum of 50 l/sec (3000 l/min)

Over three hectares minimum of 75 l/sec (4500 l/min)

**Note:** High risk areas may require greater flow rates and spacing not more than 60 metres apart.

#### **Shopping, offices, recreation and tourism**

Minimum of 20 l/sec (1200 l/min) to 75 l/sec (4500 l/min) depending on the nature and extent of the development.

#### **Education, health and community facilities**

##### **a. Village halls**

Minimum of 15 l/sec (900 l/min) through any single hydrant on the development or within a vehicular distance of 100 metres from the complex.

##### **b. Primary schools and single storey health centres**

Minimum of 20 l/sec (1200l/min) through any single hydrant on the development or within a vehicular distance of 70 metres of the complex.

**c. Secondary schools, colleges, large health centres and community facilities**

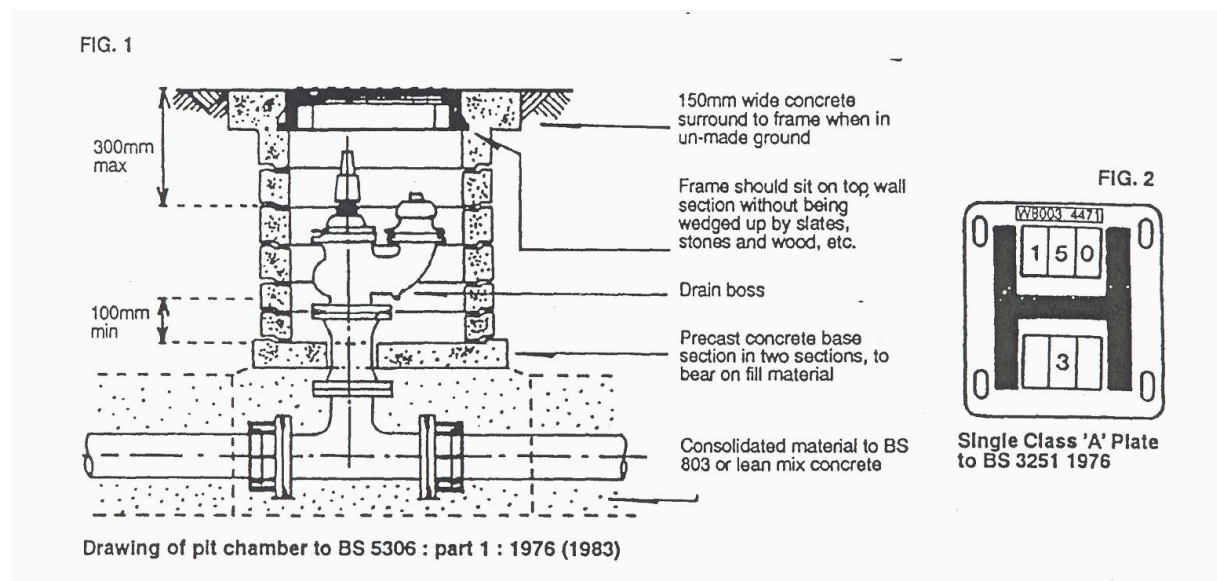
Minimum of 35 l/sec (2100 l/min) through any single hydrant on the development or within a vehicular distance of 70 metres from the complex.

**Caravan sites - caravans/chalets**

A fire hydrant should be located at the entrance to the site and if necessary, at 300 metre intervals. The hydrant should provide a minimum of 8 l/sec (480 l/min). If no piped water supply is available or where there is insufficient pressure or flow in the water main an alternative source must be provided.

#### 4.0 CONSULTATION

These observations are offered for guidance. It is important that the Chief Fire Officer should be consulted at the design stage in respect of each scheme, especially with regard to the position of any private hydrants within the site area. The Water Company must also be consulted.



Developers should hold joint discussions with South West Water or the Environment Agency and the Fire Authority to ensure that adequate water supplies are available in case of fire.

The Fire Authority reserve the right to ask for static water supplies for firefighting on site as a condition of planning consent, if the supply infrastructure is inadequate for any given risk.