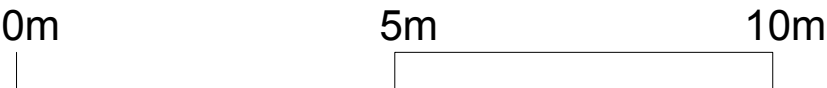


RECEIVED

By Olivia.Rickman at 3:07 pm, Dec 02, 2021



Scale bar 1:100 at A2



West Elevation
(Rear)



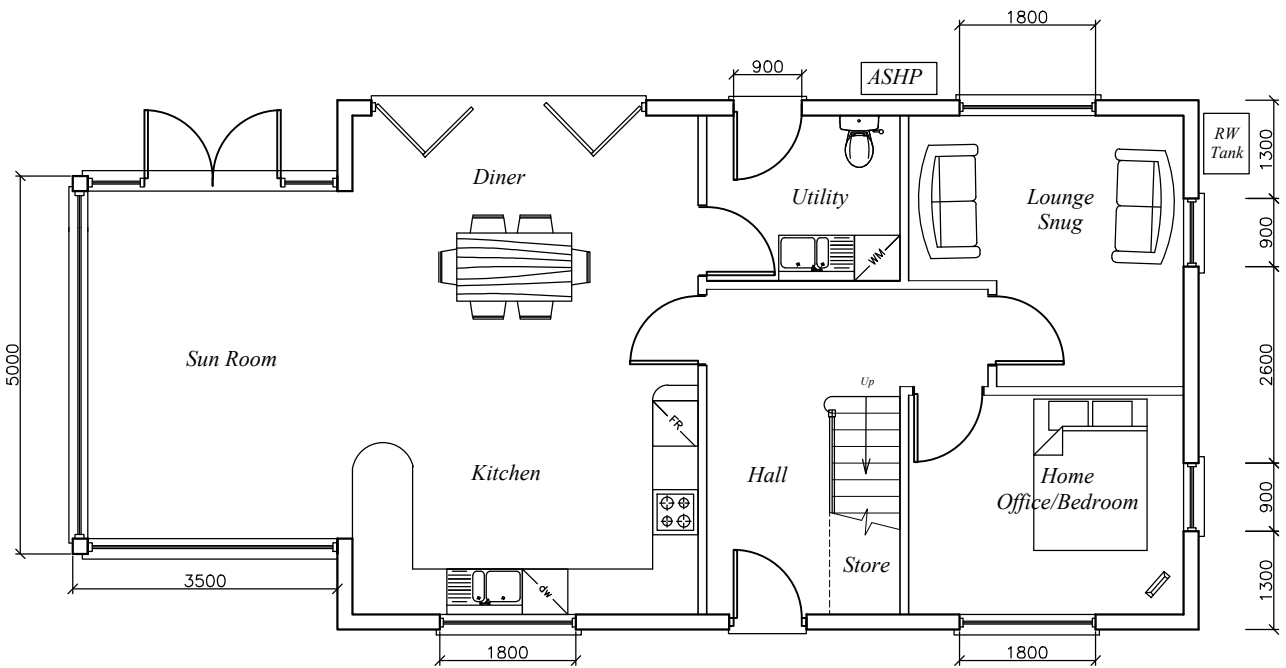
East Elevation
(Front)



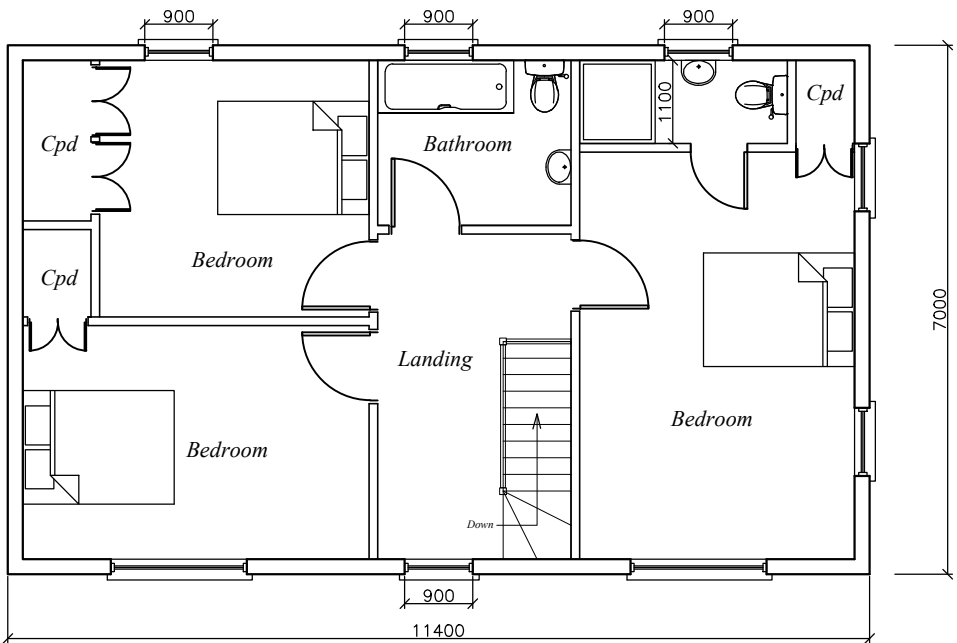
North Elevation




South Elevation



Ground Floor
Plan 88.7sqm



First Floor Plan
72.6sqm



Roof Plan

The Contractor shall check all dimensions on site prior to commencing works.

Discrepancies shall be reported to the client or designer before proceeding.

Responsibility is not accepted for errors made by others in scaling from this drawing. All construction information should be taken from figured dimensions only

This drawing shall be read in conjunction with all construction drawings, specifications and all relevant drawings produced by other consultants.

Rev	Notes	Date
B	Home office added and area adjusted to accord with planning policy. Roof lights reduced in number.Bedroom windows adjusted to front. Sun room doors and dining doors relocated.	Oct 2021
C	ASHP, RW Harvesting tank and PV Array indicated	Nov 2021
D	Chimney stack added	Nov 2021
E	Roof Plan added as requested by planning authority	Nov 2021

Planning Issue

Longstone
St. Mary's
Isles of Scilly

Proposed New Dwelling

Mr L. Greenlaw & Miss S. Scott

Date - May 2018
Amended - October 2021
Scale - 1:100 @ A2

More Architecture and Design LLP
morearchitectureanddesign@aol.com

LS-PD-3e