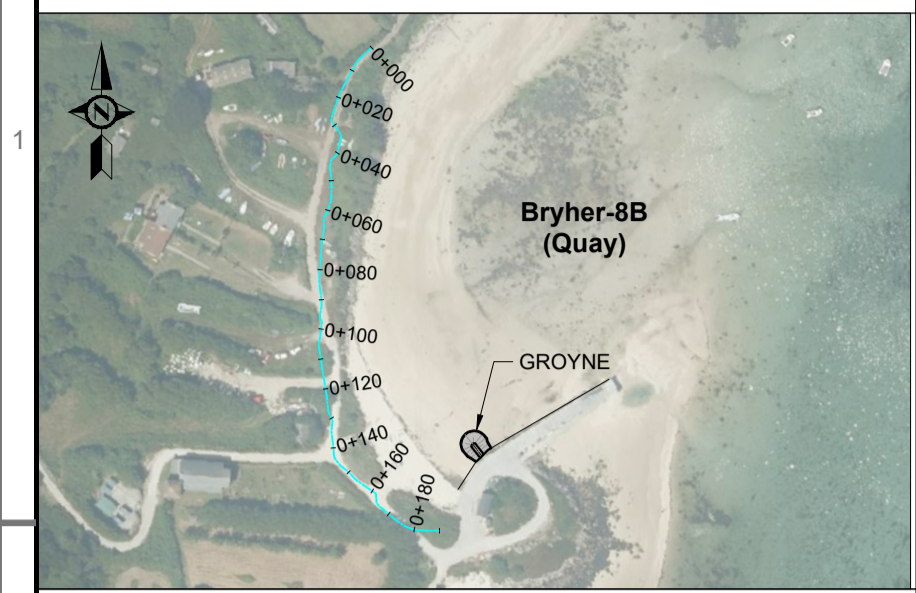


HR Wallingford has prepared this document under the terms of the contract between them and their client, for the exclusive use of that client. HR Wallingford accepts no liability for any use of this document other than by their client and then only for the purposes for which it was prepared. No warranty is given for any third party data included in this document.

KEY PLAN:



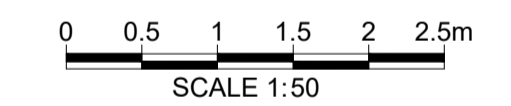
NOTES:

1. ALL DIMENSIONS ARE IN METRES UNLESS STATED OTHERWISE.
2. HORIZONTAL DATUM IS REFERENCED TO OSGB 1936 BRITISH NATIONAL GRID.
3. VERTICAL DATUM IS IN METRES, ORDNANCE DATUM.
4. SETTING OUT POINTS TO BE AGREED FOLLOWING DETAILED SURVEYS.
5. ALL LEVELS TO BE CONFIRMED FOLLOWING ON SITE SURVEY.
6. BACKGROUND IMAGE REPRODUCED FROM BING MAPS, © 2021 MICROSOFT.
7. EXISTING QUAY EXTENTS SHOWN IS ILLUSTRATIVE OF A FIXED STRUCTURE ONLY.
8. ALL LEVELS AND GROUYNE EXTENTS TO BE CONFIRMED FOLLOWING DETAILED SURVEY
9. FOR GENERAL NOTES REFER TO DRAWING No. DKR6499-000-D102.
10. FOR GENERAL ARRANGEMENT LAYOUT REFER TO DRAWING No. DKR6499-210-D115.

**RECEIVED**

By Lisa Walton at 12:37 pm, Oct 31, 2022

TIDE LEVELS	
mOD	
HAT	+3.40m
MHWS	+2.77m
MHWN	+1.44m
MLWN	-0.87m
MLWS	-2.18m
LAT	-2.82m



01	ISSUED FOR APPROVAL	WST	AGC	AUO	27 JUN 22
REV	DRAWING STATUS	DRN	APPR	AUTH.	DATE

CLIENT:

**THE COUNCIL OF THE ISLES OF SCILLY**

MARINE CONSULTANT:



**HR Wallingford**  
Howbery Park, Wallingford  
Oxfordshire OX10 8BA  
United Kingdom  
Tel: +44(0)1491 835381  
Fax: +44(0)1491 832233

PROJECT:

**ISLES OF SCILLY  
DESIGN SERVICES FOR OFF ISLANDS  
COASTAL EROSION DEFENCE AND  
DUNE MANAGEMENT**

DRAWING TITLE:

**BRYHER 8B - QUAY  
TYPICAL SECTIONS**

SCALE:  
1:50

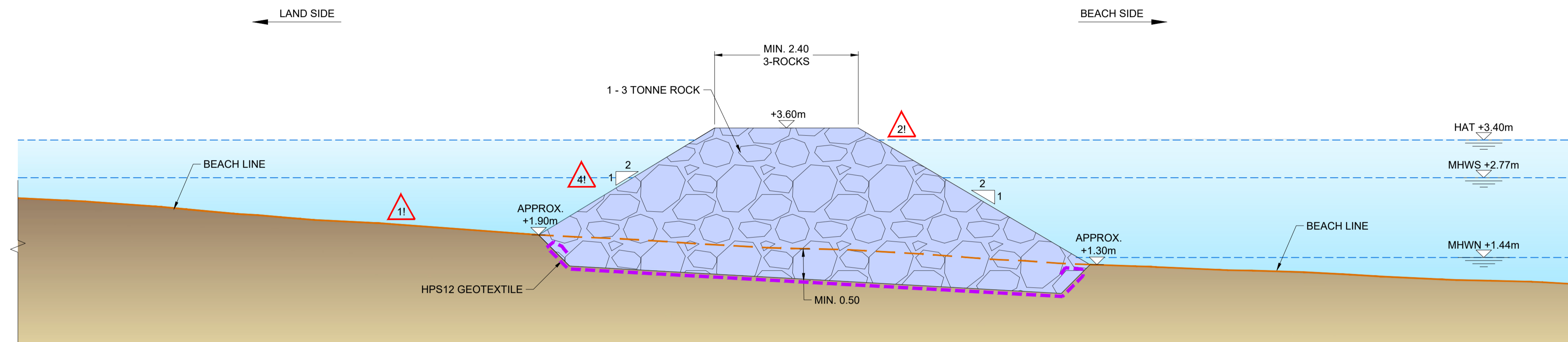
SHEET SIZE:  
A1

DRAWING No:  
DKR6499-210-D360

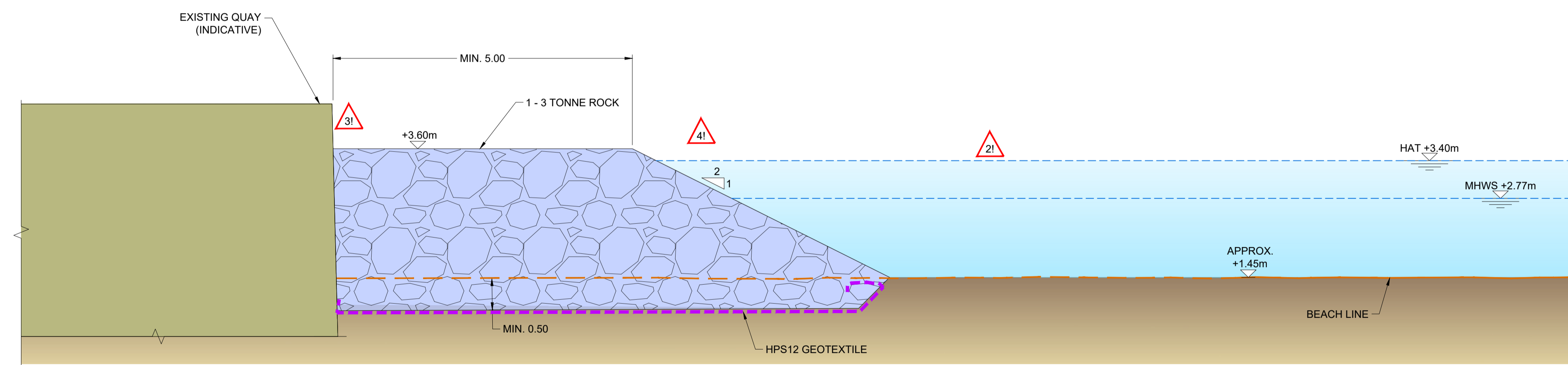
REV:  
01

HAZARDS WARNING

- 1! PUBLIC ACCESS TO BEACHES
- 2! WORKING NEAR WATER IN TIDAL ENVIRONMENT
- 3! UNKNOWN DETAIL OF EXISTING WALL
- 4! LARGE ROCKS & VOIDS



SECTION A-A  
GROUYNE CROSS SECTION



SECTION B-B  
GROUYNE LONGITUDINAL SECTION

\\hr-wk-local\projects\live\dkr6499-210-D360\01\_Bryher 8B-Quay-Typical Section.dwg

WST

27/06/22