



**Product description**

Down - Square



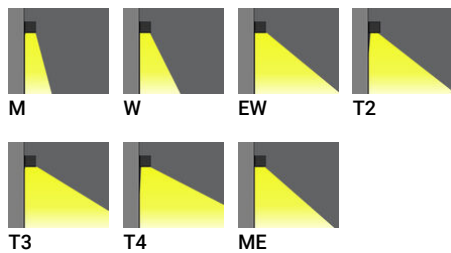
**Luminaire Structure**

- Die-cast aluminium housing and frame
- Pre-treated before powder coating ensuring high corrosion resistance
- Single cable entry
- Stainless steel fasteners in grade 304 with zinc flake coating (ZFC)


- Durable silicone rubber gasket
- Clear toughened glass
- High-efficiency PMMA lens
- Integral control gear

- Optional surface mounting box for easy wiring or conduit connection when wiring from behind is not possible


**Optic**



**Product colour**



**Special finishes upon request**

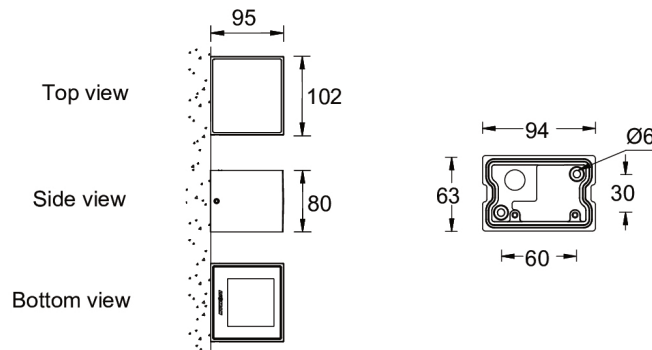


**LEEDS 2 (LEE-30001)**

**Technical information**

<b>Material</b>	Aluminium	<b>Optic value</b>	30°, 56°, 99°x102°, 129°x49°, 112°x80°, 89°x60°, 122°x50°	<b>Operating temperature</b>	-20 °C to 50 °C
<b>Light source</b>	4 LED	<b>CCT / CRI</b>	3000K CRI80, 4000K CRI80	<b>Through wiring</b>	Single cable entry
<b>Power (Luminaire)</b>	8 W	<b>Bug</b>	B0-U0-G0, B1-U0-G0	<b>Lens / Reflector / Optic</b>	Clear toughened glass, High-efficiency PMMA lens
<b>Lumen (Luminaire)</b>	576 - 795 lm	<b>ULR</b>	0%	<b>MacAdam Ellipse</b>	3 SDCM
<b>Luminaire luminous efficacy</b>	72 - 99 lm/W	<b>ULOR</b>	0%	<b>Lifetime L90B10 (hours)</b>	> 90,000
<b>Driver option</b>	Integral control gear	<b>CIE flux code n°3</b>	100, 99	<b>Lifetime L80B10 (hours)</b>	> 90,000
<b>Driver</b>	Constant current (CC)	<b>Dimming type</b>	On/Off	<b>Lifetime L80B50 (hours)</b>	> 90,000
<b>Input voltage</b>	220-240 V 50/60 Hz	<b>Product colours</b>	Black, Dark Grey, White, Matt Silver, Bronze, Concrete - Urban, Softscape - Urban, Stone - Urban, Corten - Urban, Oak - Woodland, Walnut - Woodland, Pine - Woodland	<b>Variants (On/Off)</b>	Compatible with EN/ IEC 60598-2-22: Suitable for emergency installations as central supply, non-maintained (Z0)
<b>Optic</b>	M, W, EW, T2, T3, T4, ME				
<b>Weight</b>	0.8 kg				

**LEE-30001**



**Accessories**



Surface mounting box for easy cabling (LEEDS 2)  
**SCE-LEEDS-2**