


J. R. Stideford and Son – Est 1887
Lunnon Farm, St. Mary's, Isles of Scilly TR21 0NZ



Proposed New Agricultural Barn at Lunnon Farm

Design and Access Statement.

The proposal is for the erection of a new agricultural barn at Lunnon Farm, St. Mary's, within the current farmyard area, in order to better process increased numbers of both flower bulbs and stems. Full details of the rationale behind this are included within the Agricultural Justification document. A google image of the area is included below:



Design.

The design proposed for this shed is very much in keeping with other agricultural sheds erected on the Islands over the last 30+ years. A galvanised metal frame supporting a low pitched, corrugated fibre cement roof and clad in timber lapped boards is proposed, sited within the existing farmyard and screened well from public view by trees and shrubs on every side.

The proposed shed is 9 metres wide, 18.3 metres long, 3.5 metres to the eaves and 4.7 metres to the pitch, and clad on three sides, with the easterly aspect remaining open, away from the prevailing wind and weather. This allows for ease of access with machinery and equipment and also keeps the building open as a habitat for wildlife (especially birds) year round.

As well as fitting in well with other agricultural sheds on the Islands, the design echoes the existing machinery shed at Lunnon, which is sited just over 10 metres to the South of the


J. R. Stideford and Son – Est 1887
Lunnon Farm, St. Mary's, Isles of Scilly TR21 0NZ




proposed new shed. This has a similarly designed galvanised frame, fibre cement roof and timber cladding as the proposed shed. This is well illustrated in the pictures below:



In addition to the agricultural sheds, the timber cladding also echoes the finish of the extension of Lunnon Farm cottage, some 30 metres to the South West as shown on the pictures below:



In addition to appearance, the design of a metal framed building is both highly practical and cost effective, as well as having strong sustainable credentials. A sturdy metal frame prevents the need for intrusive internal structural supports and allows for a large clear floor space. This is essential for the loading and processing of bulbs and flowers. In utilising a galvanised metal frame, it is anticipated that the life-span of the building would be significant.



Access:

Access to the proposed building will be over the existing access track as shown on the above google earth image to the south west. This track is a combination of hardcore, concrete and block paving and joins Carn Friars' Lane (the main road) approximately 150 metres to the south west of the proposed new building at the main entrance to Lunnon Farm.

The track is suitable for all current traffic to and from the Farm.