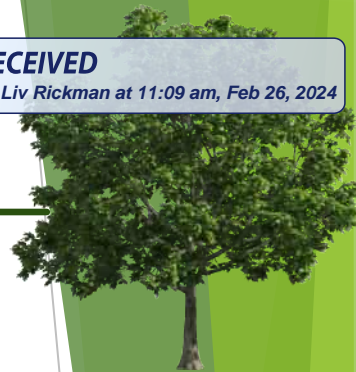




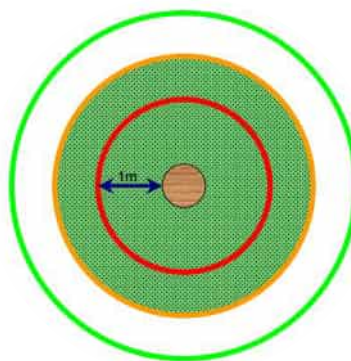
Working Near Trees



Trees are important to our environment and offer many benefits, to people and the natural environment. We need to protect trees and hedgerows from damage by our activities, whether located on or near working areas. A tree that has taken many decades to reach maturity can be damaged irreparably in a few minutes by taking the wrong action.

Damage to tree roots by severance, soil compaction or from oil spills or concrete washout, is likely to affect the health of the tree and may cause instability or even death of the tree.

-  Tree trunk
-  Approximate spread of canopy or branches



TREE PROTECTION ZONES

PROHIBITED ZONE – 1m from trunk

In this zone, do not:

- Excavate unless full consultation with a competent Arboriculturist is undertaken
- Use any form of mechanical plant
- Store materials, plant or equipment
- Track plant or vehicles across.

ROOT PROTECTION AREA (RPA) measure diameter of tree at 1.5m and multiply by 12 to get the radius of the area

In this zone, do not:

- Excavate with machinery – hand dig only
- Cut roots over 25mm in diameter
- Repeatedly move/use heavy mechanical plant except on hardstanding
- Store materials, spoil or vehicles.

PERMITTED ZONE – outside of root protection area

Excavation works may be undertaken within this zone. Apply caution and protect exposed roots.

Do not

- Cut roots over 25mm in diameter, unless advice has been sought from a competent Arboriculturist.



When excavating in the **Root Protection Area** or **Permitted Zone**:

- If roots are exposed but don't need to be removed, avoid damaging the protective bark covering the root
- Large roots >25mm diameter should not be cut, but whilst exposed should be wrapped in dry, clean hessian sacking to protect them. Ensure this is removed before backfilling
- Roots that are <25mm diameter can, if necessary, be removed using a sharp tool (e.g. secateurs or handsaw). Make a clean cut and leave as small a wound as possible
- When backfilling, large roots should be surrounded with sharp sand – builders sand should not be used because it is toxic to roots
- Compact the backfilled sand and/or soil with care around the retained roots
- Notify the SHEQ team if there are any problems or damage occurs.

When working in the **Permitted zone** only:

- Use Heras fencing with signage to highlight the Root Protection Area and to prevent construction works from affecting the nearby trees.

Good practice is defined by the British Standard BS 5837:2012

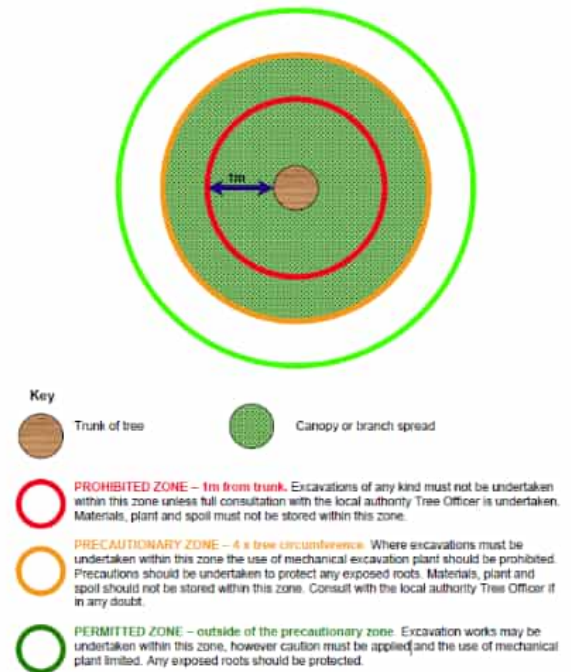
Please contact the SHEQ Department if you would like to view this document.



Trees & Hedgerows

Trees and hedgerows play an essential role in the environment and visual amenity of both the countryside and built up areas. They may take decades to grow but can be destroyed in minutes. Wherever they are growing, whether in public footpaths, private gardens, rural verges or elsewhere, they require space for the adequate development of their root systems and to allow the branches to develop. They provide food and shelter for wildlife such as insects, amphibians, mammals and birds. This means cutting or removal of trees or hedgerows should be avoided during the nesting season (generally 1st March – 31st July).

Certain trees/hedgerows are subject to Tree Preservation Orders (TPO's). Trees/hedgerows protected by a TPO, or within a conservation area, must not be wilfully damaged or destroyed and cannot be cut down, uprooted, topped or lopped without consultation with the local planning authority and/or landowner. Advice from Ecologists may need to be obtained.



Do	Don't
<ul style="list-style-type: none"> ✓ Follow ecologist's advice, where sought. ✓ Check with your supervisor before removing or cutting back trees or hedgerows to ensure permission has been obtained. ✓ Ask your supervisor what protection is required for trees and hedgerows. ✓ Erect any temporary protective fencing/signage as directed by your supervisor to create an exclusion zone. ✓ Check for nesting birds and if any are found suspend work at this location and contact your supervisor IMMEDIATELY. ✓ Check with your supervisor before excavating near to trees and hedgerows. ✓ Ensure plant and machinery are kept out of any fenced off/excluded areas. ✓ Store all fuels and oils and other potential pollutants away from root systems. ✓ Only hand digging may be allowed around root systems. 	<ul style="list-style-type: none"> ✗ Remove any temporary fencing and signage. ✗ Undertake tree felling or hedgerow clearance during the bird nesting season. ✗ Undertake any works to, or near to, trees without authorisation from your supervisor. ✗ Track vehicles or plant over tree protection areas. ✗ Store materials, especially fuels and oils under or near trees. <div style="text-align: center; margin-top: 20px;"> </div>